



Ultra Stop Pressure Switch Upgrade


Installation Instructions

For J71 AutoPark Systems

Part# US21A



- 1) There are two styles of the J71 auto park system that this switch will work on.
 - a) The first style has the hydraulic pump for the auto park system located under the coach. You can locate this on the passenger side of the coach just behind the transmission inside the frame rail. Generally you would have this style if you have a 7.4L engine.
 - b) The second style has the pump under the hood of the coach. If you open the hood it will be to your right as you are facing the front of the coach. This style is used if you have an 8.1L engine.
- 2) Regardless of where your pump is located, both use two pressure switches.
 - a) One is located on the pump assembly, and the other is located on the tee at the back of the actuator. (The actuator is located under the coach just behind the transmission inside the passenger side frame rail on both styles of the park brake.)
 - b) The pressure switch on the pump assembly could be one of three colors, Green, Brown, or Black. They are all the same, just different colors.
 - c) The factory switch on the actuator is grey; this switch is the one that this switch replaces.
- 3) Remove the switch at the actuator assembly by unplugging it and using a 9/16" end wrench. Turning it counter clockwise to remove. A small amount of fluid will come out but don't worry that's ok.
- 4) Install the new pressure switch labeled "ACTUATOR". DO NOT OVER TIGHTEN!!!
- 5) The actuator switch comes with a plug already plugged into the end of the switch. Unplug that, then using the instructions below remove the factory plug on the harness and install new one.
 - Remove back cover from factory switch and release terminals as shown then reinstall them into the new plug.

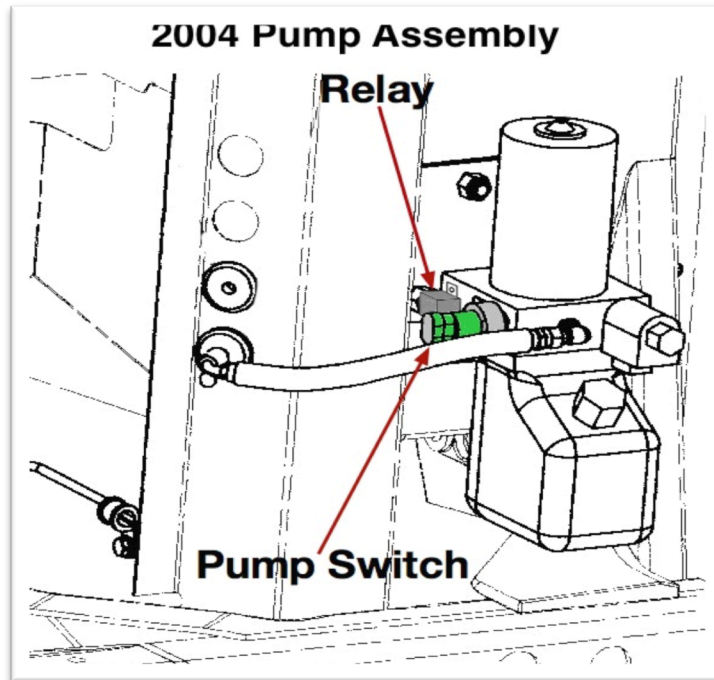
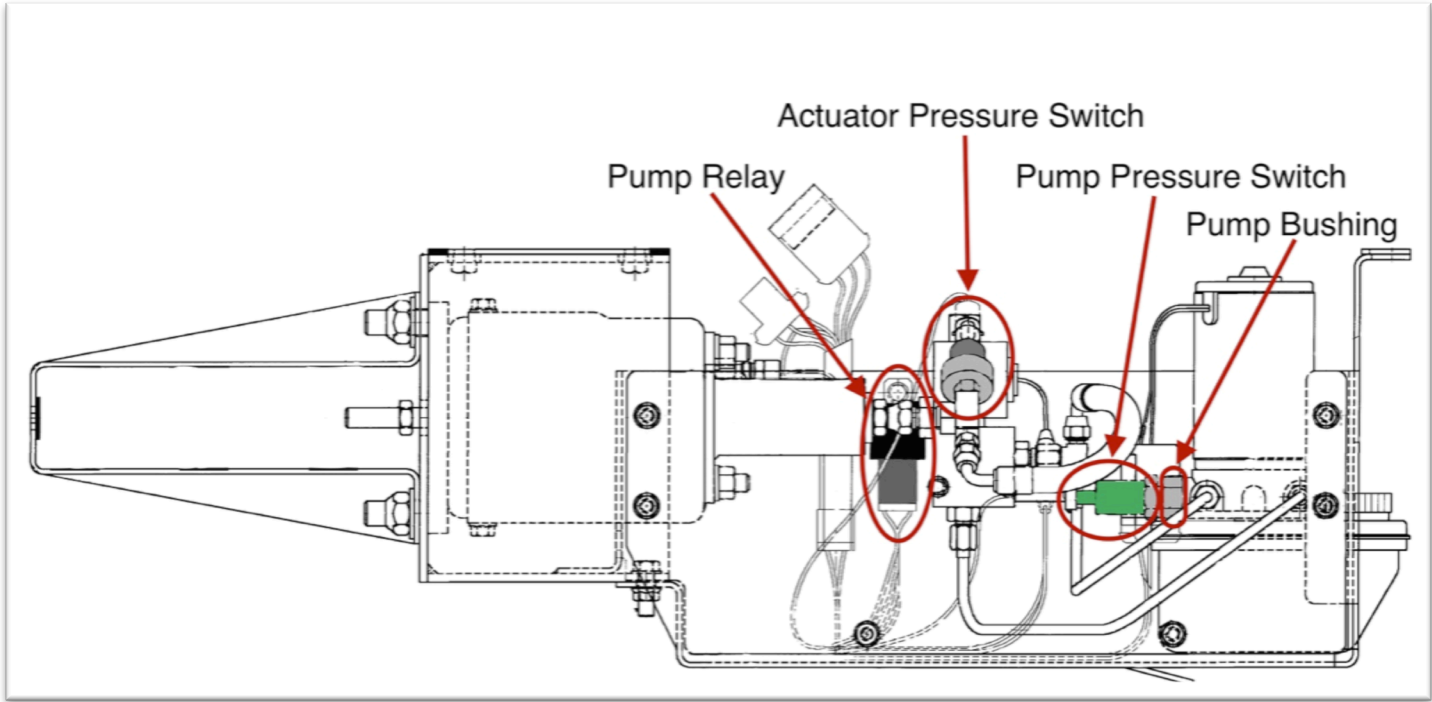


- If you installed this correctly then you should notice no difference in the operation of the system just no more leaks!

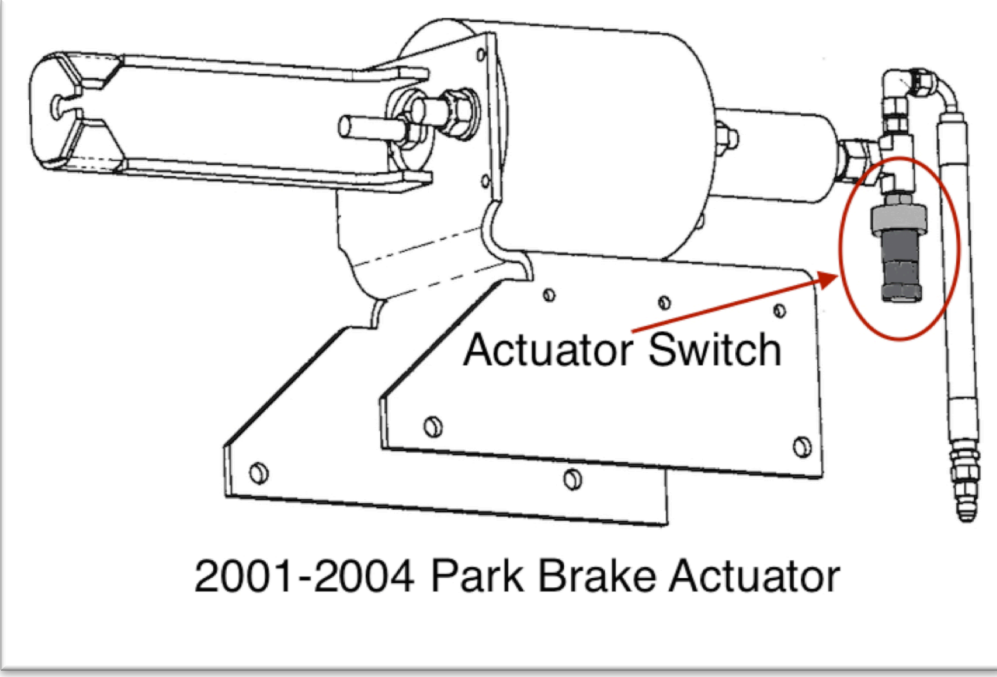
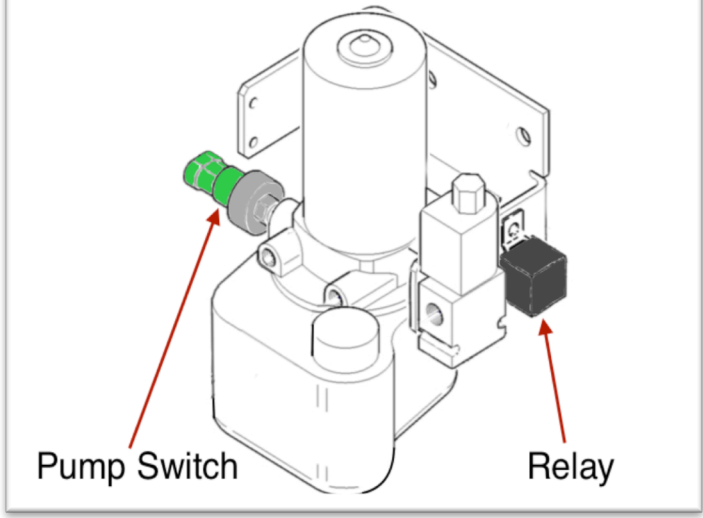
This product comes with a lifetime warranty for defects of operation to the original purchaser. If you do have a warranty issue please contact us directly at:

1-877-786-1576 or from our website at www.brazelsrv.com/contact

1996-2000 Park Brake Actuator



2001-2003 Park Brake Pump



2001-2004 Park Brake Actuator